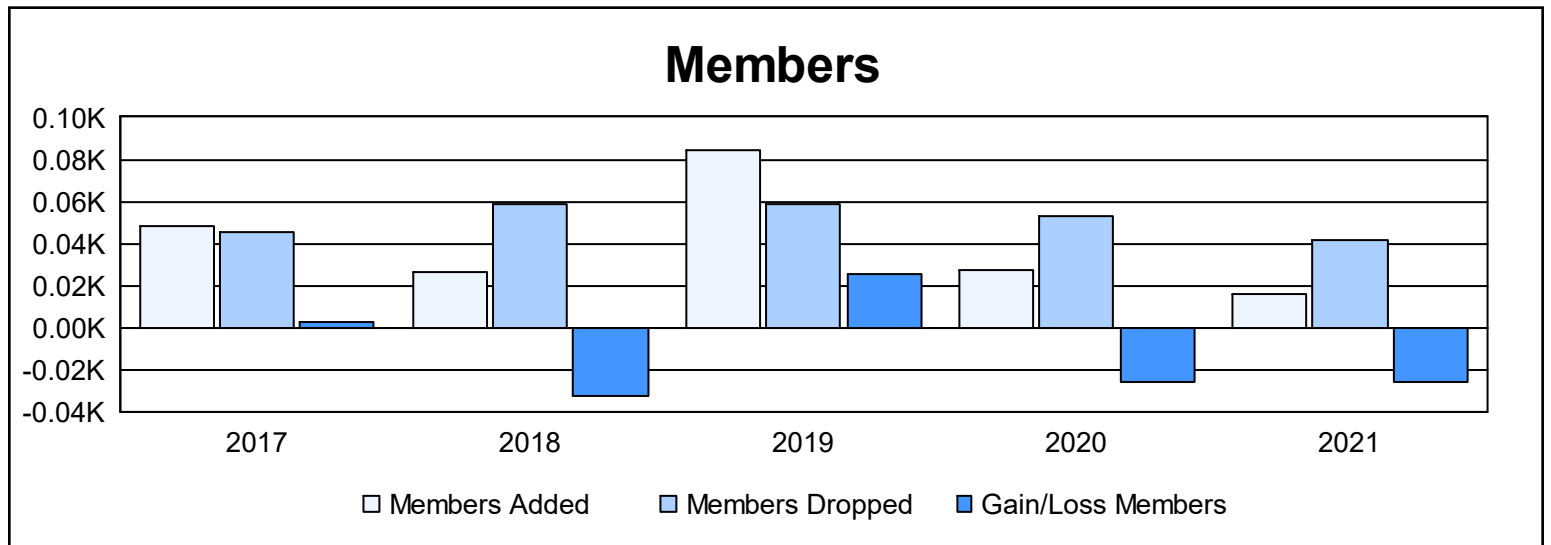
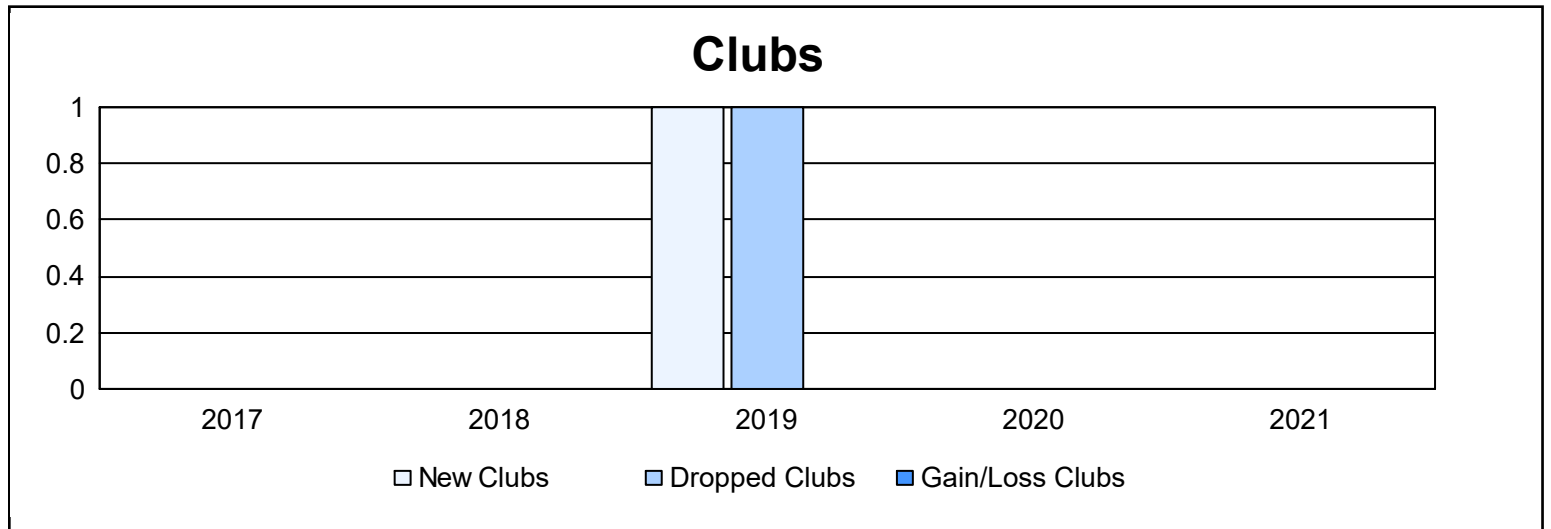
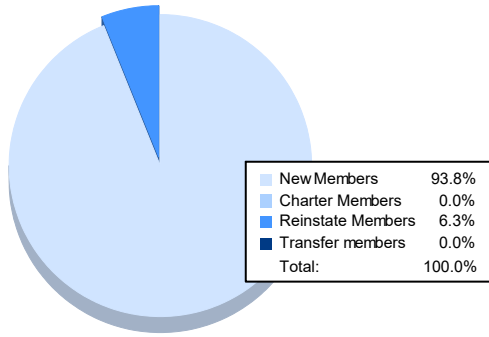


| Year | New Clubs | Dropped Clubs | Gain/Loss Clubs | New Members | Charter Members | Reinstate Members | Transfer Members | Total Member Added | Total Members Dropped | Gain/Loss Members |
|----------------|-----------|---------------|-----------------|-------------|-----------------|-------------------|------------------|--------------------|-----------------------|-------------------|
| 2016-2017 | 0 | 0 | 0 | 46 | 0 | 1 | 1 | 48 | 45 | 3 |
| 2017-2018 | 0 | 0 | 0 | 25 | 0 | 0 | 1 | 26 | 59 | -33 |
| 2018-2019 | 1 | 1 | 0 | 58 | 25 | 1 | 0 | 84 | 59 | 25 |
| 2019-2020 | 0 | 0 | 0 | 26 | 0 | 1 | 0 | 27 | 53 | -26 |
| 2020-2021 | 0 | 0 | 0 | 15 | 0 | 1 | 0 | 16 | 42 | -26 |
| Average | 0 | 0 | 0 | 34 | 5 | 1 | 0 | 40 | 52 | -11 |



Membership Composition June 2021 Cumulative



Gender Composition June 2021 Cumulative

